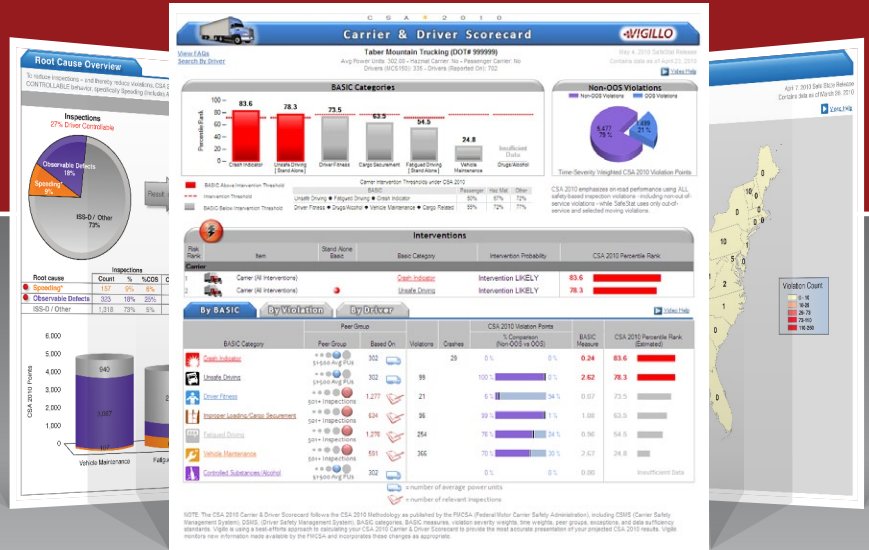




Experience Wisdom Deployed.



**Accelerate Fleet Safety
with Vigillo's Suite of
CSA Scorecards.**
Includes PSP and
Daily Updates.

Make informed decisions to reduce your CSA scores. Gain invaluable insight into your fleet's performance. Focus on drivers, managers, locations and compare your performance to your peers. Vigillo's suite of CSA scorecards includes over 100 interactive reports. Drill down, create custom groups, compare and assess information to make the wisest decisions about your fleet's safety.



CSA CARRIER SCORECARD
Gain invaluable insight into your fleet's safety performance under CSA.



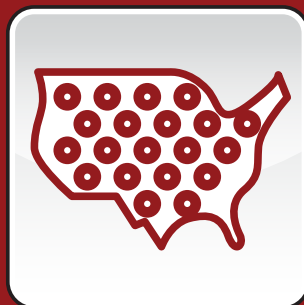
**INDIVIDUAL DRIVER
CSA SCORECARD**
Breakdown inspections and violations. Spot potential training or remediation needs.



**CARRIER INSPECTION
ROOT CAUSE SCORECARD**
Drill down and focus on cause of inspections, who is responsible, and how inspections cost you \$\$\$.



**INDIVIDUAL DRIVER
ROOT CAUSE SCORECARD**
Understand why a driver is being inspected. Spot trends in driver inspection and violation history.



**GEOGRAPHICAL MAP
SCORECARD**
Discover the differences in inspections, violations, and enforcement state by state.



CUSTOM GROUPS
Delineate scores based upon your organizational structure. Unlimited logins for managers to view their drivers.



**BENCHMARKING
SCORECARD**
Identify industry norms. Gain insight into how your carrier and drivers stack up against other anonymous fleets.

Standard Value With Your Vigillo CSA Scorecard Subscription:

ONLINE TRAINING VIDEOS 

CSA CARRIER SCORECARD

- Understand your carrier percentile rank
- Detailed BASICs analysis
- Identify problem violations
- See how non-OOS violations drive your CSA Scores



GEOGRAPHICAL MAP SCORECARD

- Inspections and violations for carrier and drivers across the US
- BASICs scores for carrier and drivers across the US
- Identify enforcement focus by state



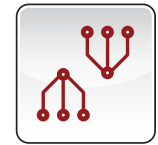
INDIVIDUAL DRIVER CSA SCORECARD

- Know percentile rank for each driver
- Breakdown of inspections and violations
- Timeline of violations
- Show how drivers are impacting carrier scores
- Spot potential driver training needs



CUSTOM GROUPS

- See scores based upon your organizational structure
- Unlimited logins for managers to view their drivers
- Identify potential problem groups
- Compare groups



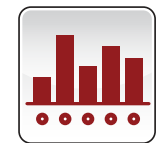
CARRIER INSPECTION ROOT CAUSE SCORECARD

- Know why inspections are occurring
- Know your source of CSA Points
- Know how inspections are costing your company lost time and money



BENCHMARKING SCORECARD

- Understand how your carrier/drivers stack up against other fleets
- Identify norms for your fleet and peer groups
- Measure your fleet against over forty comparative benchmarks
- Identifying information remains secure



INDIVIDUAL DRIVER ROOT CAUSE SCORECARD

- Know why a driver is being inspected
- See costs associated with driver's inspections
- Spot trends in driver's inspection history
- Focus on *why* inspections are occurring



VIGILLO Q's

- Upload your master driver file
- Compare your drivers to the FMSCA record
- Correct errors and submit to Data Q's
- Focus on active drivers



PSP

- Pre-employment screening with CSA score
- Rank driver candidates within your fleet
- Unlimited candidate searches
- FCRA compliant



TRENDING SCORECARD

- Month to month trending of BASICs scores
- Understand your historical trends
- Drill down for inspection and violation trending



Vigillo—a team of data miners, statisticians, and software engineers—extracts wisdom from complex information, delivering at-a-glance scorecards that present motor carriers with valuable, reliable, and actionable safety information.


WISDOM DEPLOYED™